

# Introduction to LazyBot

In order to quickly understand LazyBot, functions can be distinguished by each page, large modules can be distinguished by each double red line, and items can be distinguished by a single red line.

Get Lazybot and introduction: <https://apt.lazybot.vip>

QQ Group:176482532

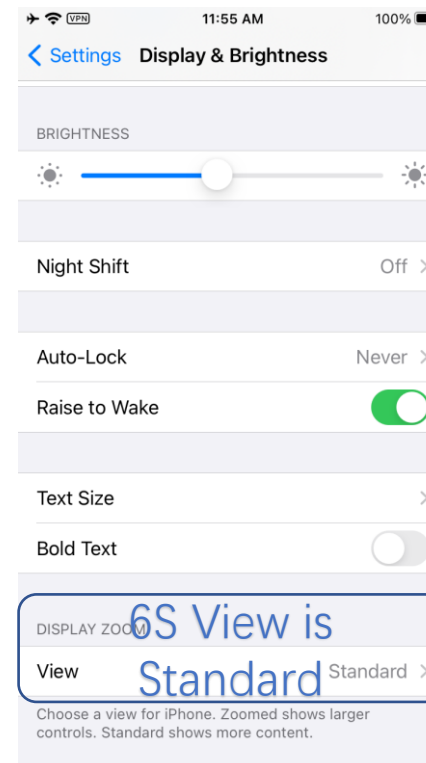
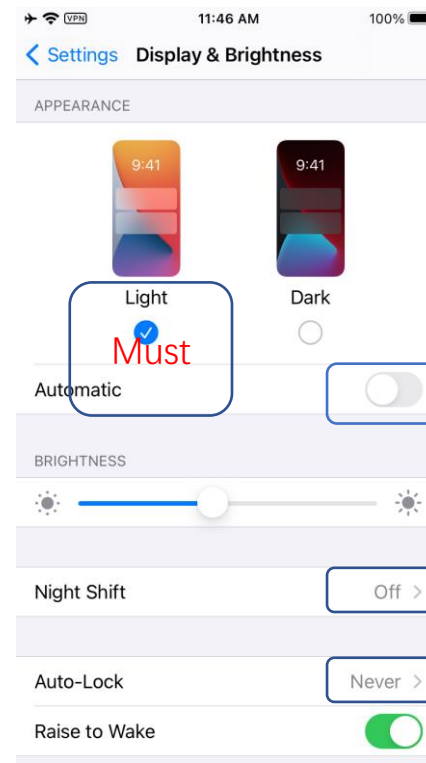
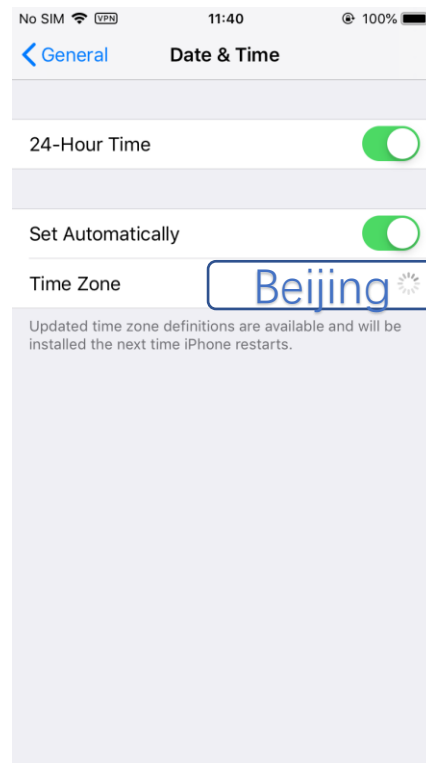
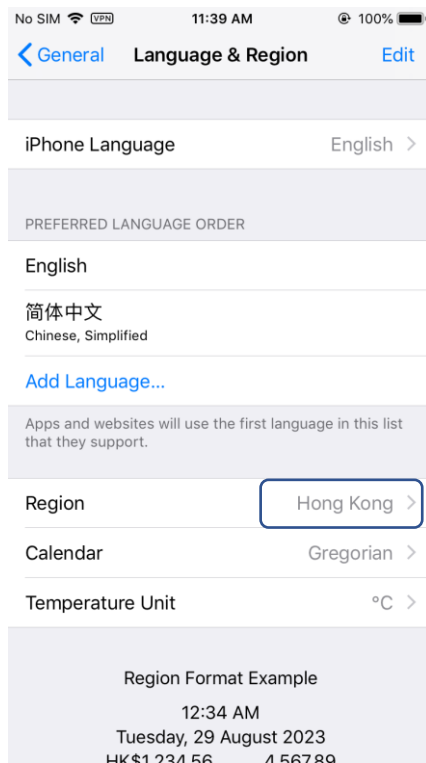
# Function introduction of each page

- Page 1 is the global setting, setting the main map and secondary map, as well as the fish processing method and daily tasks.
- Page 2 is the setting of the 1VS1 and hidden fish and Rift of Deep Sea.
- Page 3 is the setting of the Guild Battle.
- Page 4 is the setting of the King of Fish Battle and Request.
- Page 5 is the setting of Fishing Skill and Ashley Shopping.
- Page 6 is the setting of Tackle and Pearls(Detailed plans such as Upgrade and Disassemble).
- Page 7 is the setting of Fishing Boosters.
- Page 8 shows some unusual functions。

Tip:The functions on page are generally separated by double red lines

# Phone Settings

- The use time of LazyBot is UTC+8, so the mobile phone time zone must be set to Beijing, Shanghai or Hong Kong。
- LazyBot name<懒人6钓鱼发烧友辅助> supports 750 \* 1334 display,Iphone 6S、7、8
- LazyBot name<懒人钓鱼发烧友辅助> supports 640 \* 1136 display,Iphone SE、5S



# TS bot list

Bot Select

LazyBot

LazyBot Copy

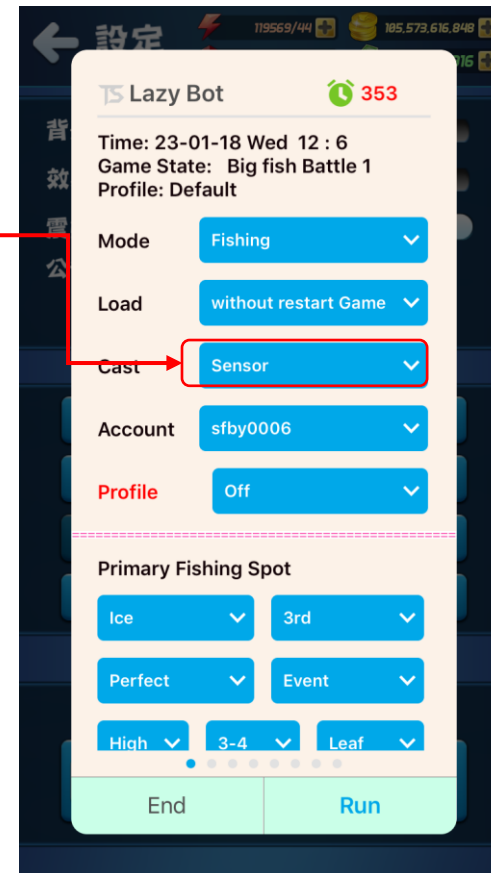
Update reminder

- Lazybot copy has Update reminder, please do not upgrade.
- LazyBot can set automatic update, Run after each update, and the replica will be updated synchronously.



# Game settings

- LazyBot supports traditional Chinese as the game language.
- If LazyBoty starts the game abnormally, please set the game manually.
- Please do not have a floating window.



# LazyBot basic settings

## Gear (Equip Preparation)

- Equip Preparation name setting and Edit.

## Primary & Alternative Fishing Spot Settings

- a. Select Area
- b. Select Perfect and Lure Box
- c. Select Gear and Line Storage





My Tackle

160359/44 55,684,305,050 21,298

Lazy Bot 349

Primary Fishing Spot

Ice 3rd

Perfect Event

High 1-2 Leaf

Gear Bigfish P1-1

Line Iron L 2

Alternative (only active when primary set as secret with lure)

Aus 3rd

Outside Common

End Run

Equip Preparation

Try equipping the saved items.

Fishing Preparation

1 我的裝備 - 0 P1-1: Page 1 and 1

2 My Items - 1

3 我的裝備 - 2 P1-3: Page 1 and 3

4 My Items - 3

5 My Items - 4

1/5 Page

Equip

我的脚本

您有3个脚本需要升级, 快升级吧。

懒人·助手·LazyTools

Mode: Edit Gear Name

Edit Gear Name

Edit Gear Name 599

0: P1-1	Bigfish
1: P1-2	Danage
2: P1-3	Pearl
3: P1-4	Kof
4: P1-5	Gold
5: P2-1	Minn
6: P2-2	Mari
7: P2-3	Amz
8: P2-4	Medi
9: P2-5	Yang

Quit Save

Edit name and save

# Lure Box



## Iceland High-end Lure

Big Fish Chance : 10% +10%  
Rarity : 15% +15%

Exclusive lure for Iceland. This lure will increase your efficiency more than the Iceland Rare Lure when used in Iceland.

How to acquire

Buy

Equip

You can switch the equipped Lure.

Iceland

Common Lure



1/1

OK

# TS Lazy Bot

## Primary Fishing Spot

Ice

3rd

Perfect

Common

High

3-4★

ceriB

Rare

BM2

High ✓

Special L 2

Wild

Hide

(only active when primary set as secret with lure)

Atlantis

3rd

1/8

End

Run



# Lure Box



## Porbeagle Premium Lure

Big Fish Chance : 10% +10%  
Rarity : 0%

As a premium lure created for Porbeagle, it increases the chance of catching the fish by 50% when used in Vík í Mýrdal.

How to acquire

Buy

Equip

You can switch the equipped lure.

Iceland

Premium Target Lure

Lv.188	1-1 x 11K	1-2 x 11K	1-3 x 11K	1-4 x 11K
Lv.189	2-1 x 11K	2-2 x 12K	2-3 x 11K	2-4 x 11K
Lv.198	3-1 x 11K	3-2 x 11K	3-3 x 11K	3-4 x 11K

1/1

OK

# TS Lazy Bot

## Primary Fishing Spot

Ice  3rd

Perfect  Pre Craft

Rare  3-4★  ceriB

Gear

Line

Alternative  when primar  
y set as sec (e)

Atlantis  3rd

- 2-4...
- 3-1...
- 3-2...
- 3-3...
- 3-4... ✓

1 / 8

End

Run

# Lure Box



## Iceland High-end Lure

Big Fish Chance : 10% +10%  
Rarity : 15% +15%

Exclusive lure for Iceland. This lure will increase your efficiency more than the Iceland Rare Lure when used in Iceland.

How to acquire

Buy

Equip

You can switch the equipped Lure.

Iceland

Event Lure


1/1

OK

# TS Lazy Bot

🕒 284

## Primary Fishing Spot

Ice

3rd

Perfect

Event

Rare

1-1★

moon

Gear

BM2

axolt

Line

Special L 2

moon ✓

turtl

Alternative (only active if set as secret with lure)

wind

Atlantis

3rd

1 / 8

End

Run

# Mode Fishing priority

1. Guild Battle and King of Fish
2. Hidden fishing
3. 1VS1
4. Primary & Alternative Fishing and Pearl Upgrade
5. Daily tasks and Rift Dungeon

# Guild Battle Settings

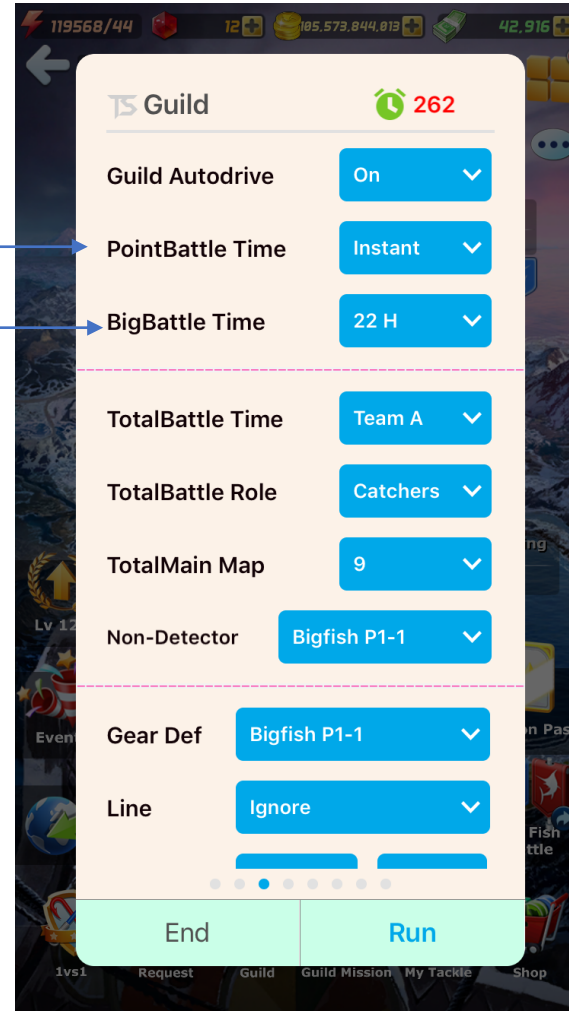
## TotalBattle Time

- Team A 10:30-11:30
- Team B 21:30-22:30

## PointBattle Start Time

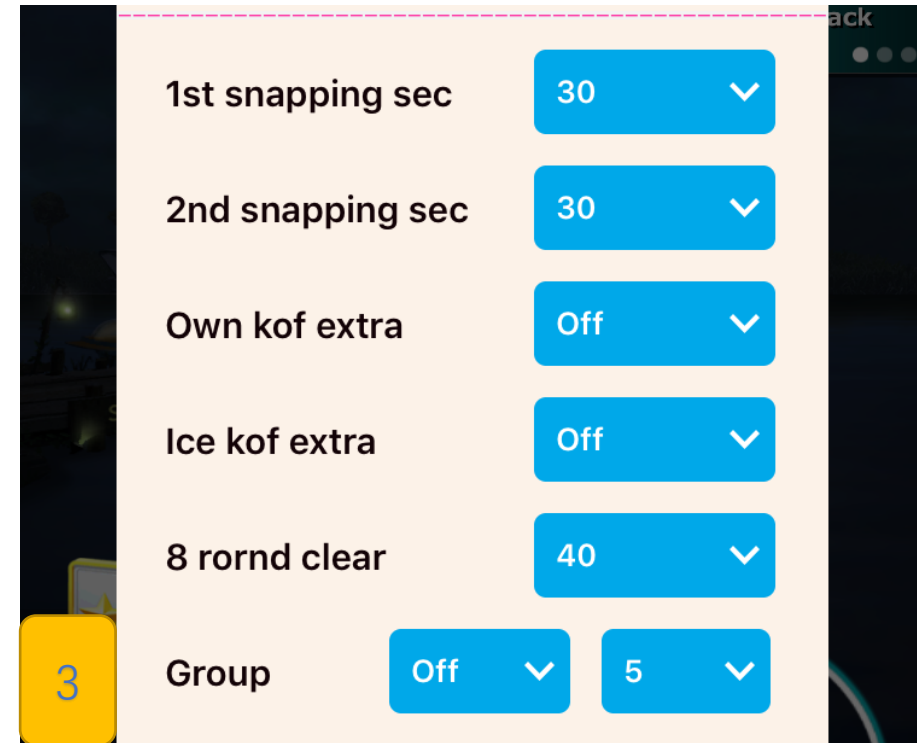
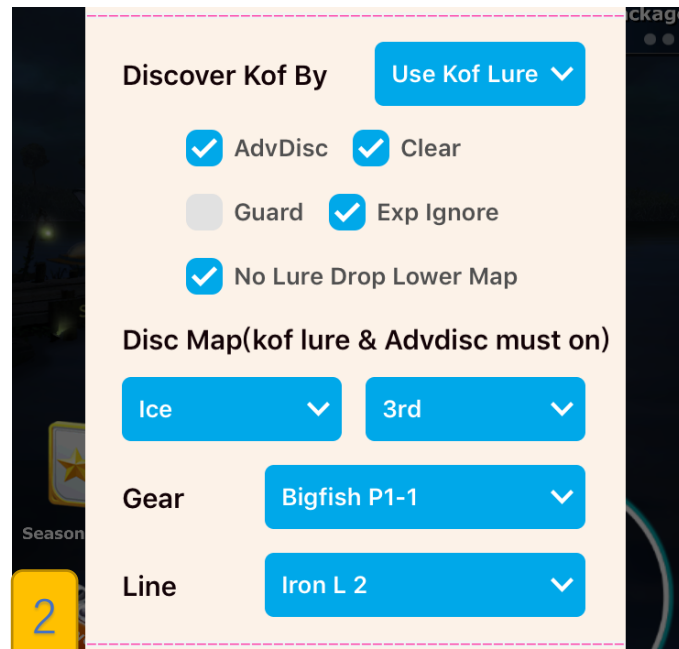
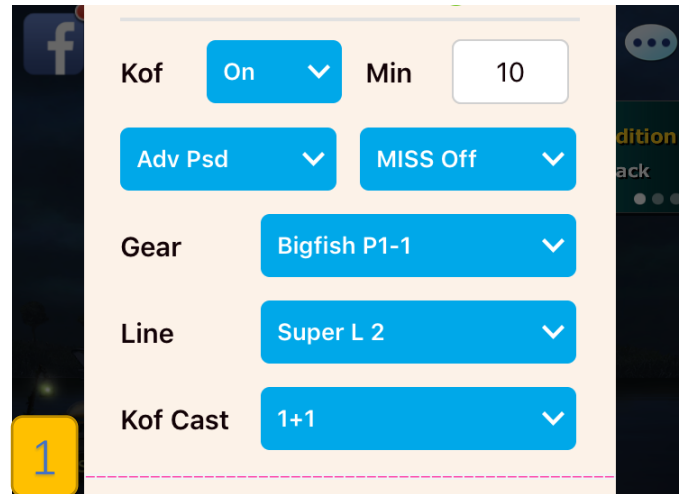
## BigBattle Start Time

Tip: If you need to reset, please modify the map settings



# Kof fishing settings

1. Kof Enable and Kof fishing set
2. Find Kof fish set
3. Kof fishing Use Broken fishline to control damage, Seconds Setting.





# Hidden Fishing Settings

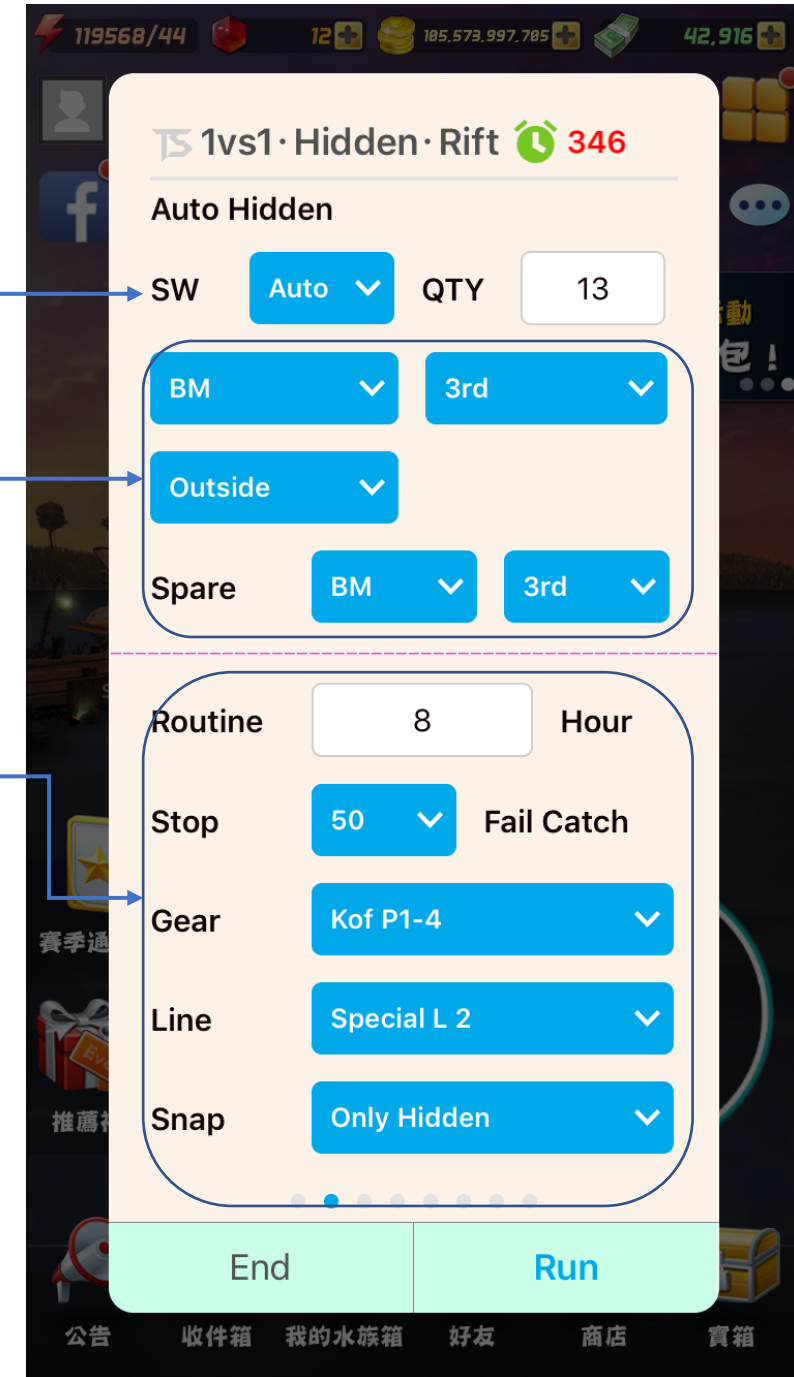
## SW hidden Enable

- Off
- On : hidden fishing for QTY number of trips(Not recommended)
- Auto: hidden fishing for auto number of trips(recommend)

## Hidden Primary & Spare

## Routine Timer and Equip Preparation Settings

Tip: If you need to reset, please modify the QTY number



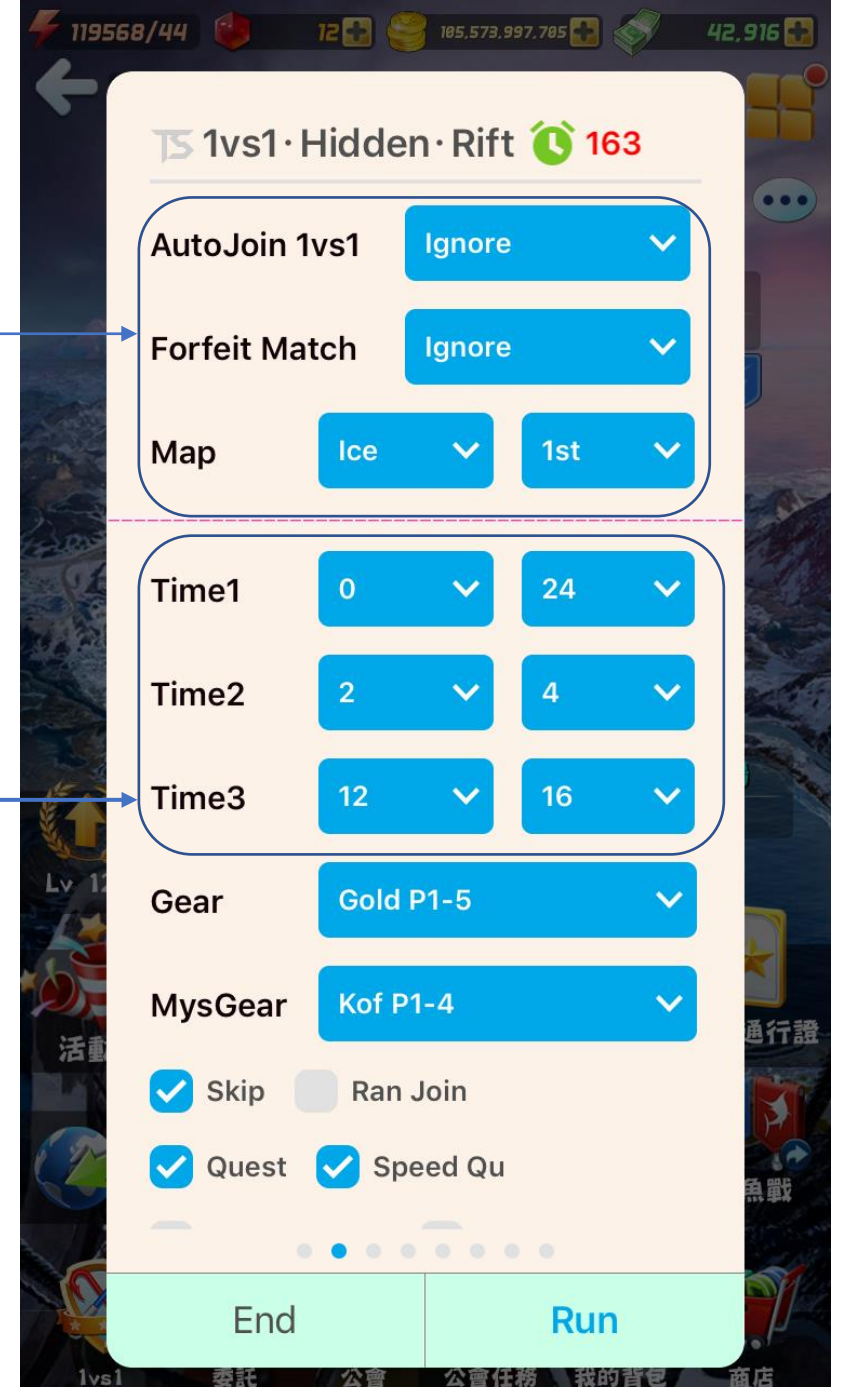
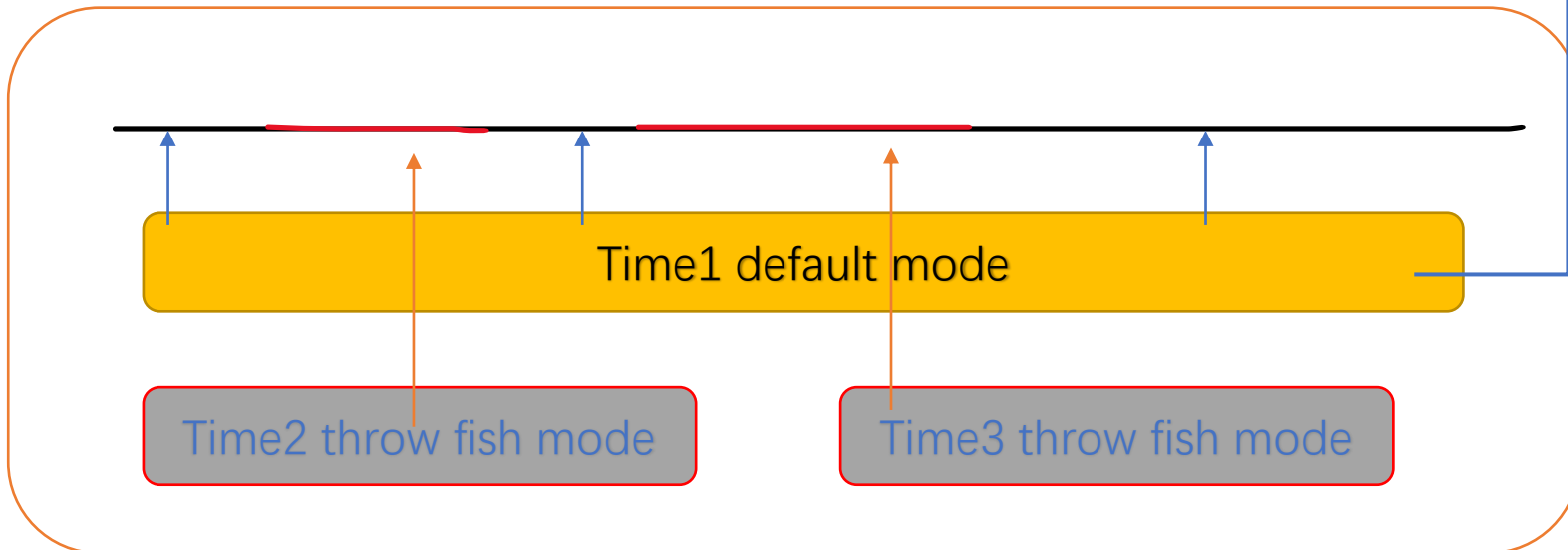
# 1VS1 Settings

1VS1 Enable and Map settings

Time Settings

- Time1 is default
- Time2 and Time3 is Throw fish mode

1VS1 Cast must set **Swing**



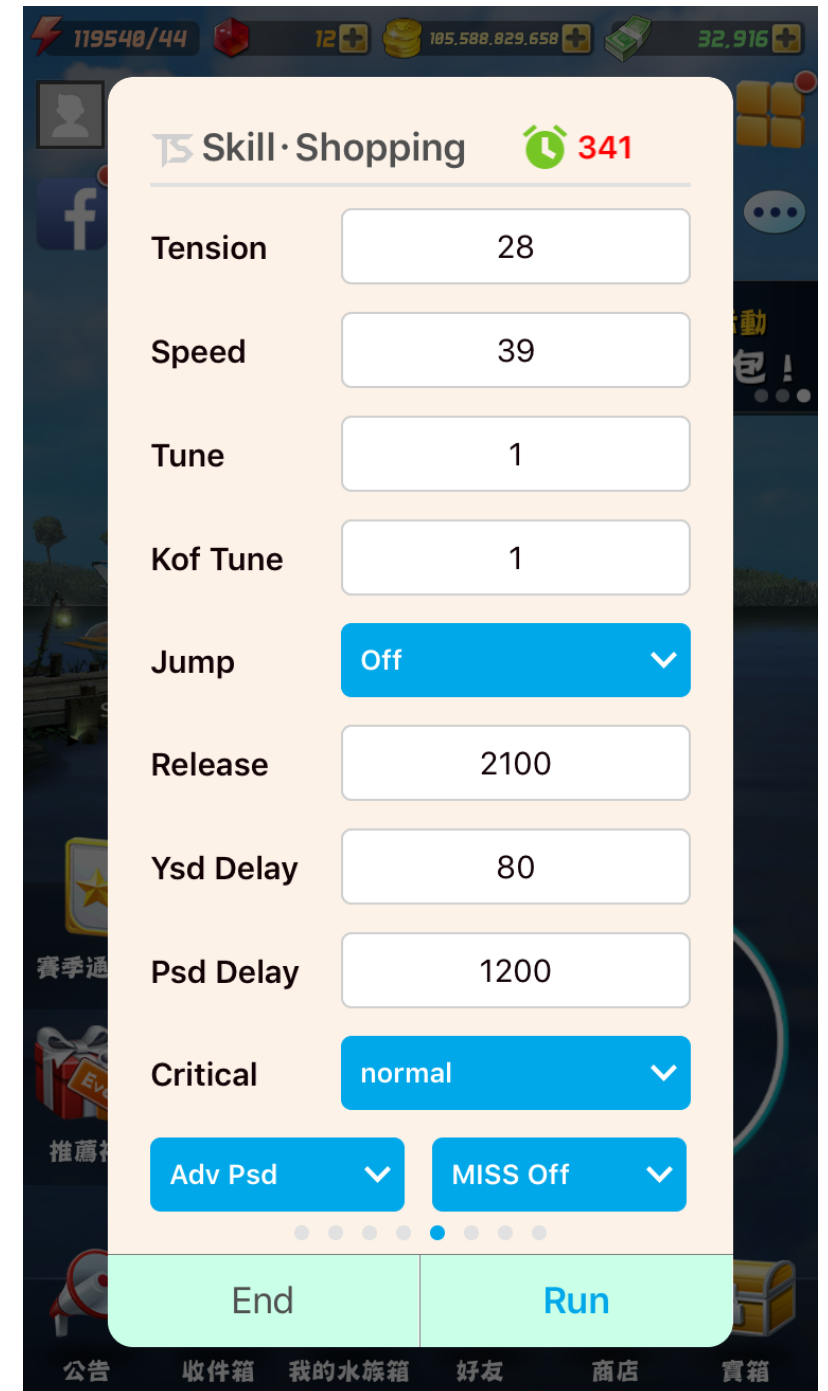
# Skill Settings

A fuzzy path tracking control method based on fixed-step preview point is adopted.

- Tension = preview point (Recommended 28 or 29)
- Speed = touchup delay (Recommended 36 - 45)
- Tune = touchdown delay (Recommended 0 - 10)



Tip: If IOS11 is abnormal, please select Different Skill



# Pearl Exp Settings

- Plug-In: open pearl chest times
- Exp Full: Pearl Exp master switch, when closed halfway, the script first runs the current memory process and then closes
- All Full: When all pearls are full of experience, enter the upgrade or exit directly.
- Metal Qty: Buy Metal Spinning rod, Decomposes into pearls.
- Startup Clean: Each time the script is run when there is no memory, the discarded pearl is decomposed.
- Pearl Exp: Select whether to use pearl experience and set the bead star rating of experience used.
- Pearl and fishing interchange
  - Exp Only, No fishing, Pure use pearl exp (Not recommended)
  - Exp & fishing: If Pearl exp is set to 0, After obtaining a certain amount of one-star pearls, enter the fishing ground to upgrade the pearls.
  - Exp+Fishing Off: Use pearl exp, And can be with King of Fish, Hidden fishing, Guild Battle fishing settings run interchangeably. Specific settings at the bottom of this page (recommended).
- Secret Ex & Normal Ex: At least 1 item needs to be selected

Pearl · Tackle

Plug-In

---

Exp Full

All Full

Metal Qty

Startup Clean

Pearl EXP

Secret Ex  Normal Ex

---

Pearl basic requirement BF&MaxF

Disassemble

End

# Disassemble pearls settings

- Disassemble: Pearl decomposition product setting
- Pearl Colour: Set whether to focus only on upgrading black pearls, other pearls will not be taken seriously。
- Keep Multi BF: Secondary settings, Identify the number of Big Fish Bonuses, Set 3 or 4, do not set 1! !
- Star pearls Disassemble Settings: The corresponding beads are decomposed according to the value set by the corresponding star, and if it is less than the corresponding value, it will be decomposed. The value of the high star must be higher than that of the low star. Otherwise, the bot will report an error and refuse to run.
- 5\*Keep: All five-star pearls do not decompose when checked, and only black five-star pearls do not decompose if they are not checked.
- Favorite superb pearl: When the value of the big fish corresponding to the star pearl is greater than or equal to the superb value, favorite is performed. This feature is effective in both drawer and bead training modes. Favorite's pearls, when upgrading pearls, will not be counted by the script. When upgrading pearls to a certain extent, it may cause problems with too many pearls in Pearls Box. This option is suitable for your own Evolve Pearls. If you need the script to be fully automated, leave this unchecked.

Pearl·Tackle

Pearl basic requirement BF&MaxF

Disassemble Pearl PWDR

Pearl Colour Black Only

Keep Multi BF 3

1*BF Keep	0.78	Ignore
2*BF Keep	1.1	Ignore
3*BF Keep	1.86	Ignore
4*BF Keep	2.36	Ignore
5*BF Keep	3.5	Ignore

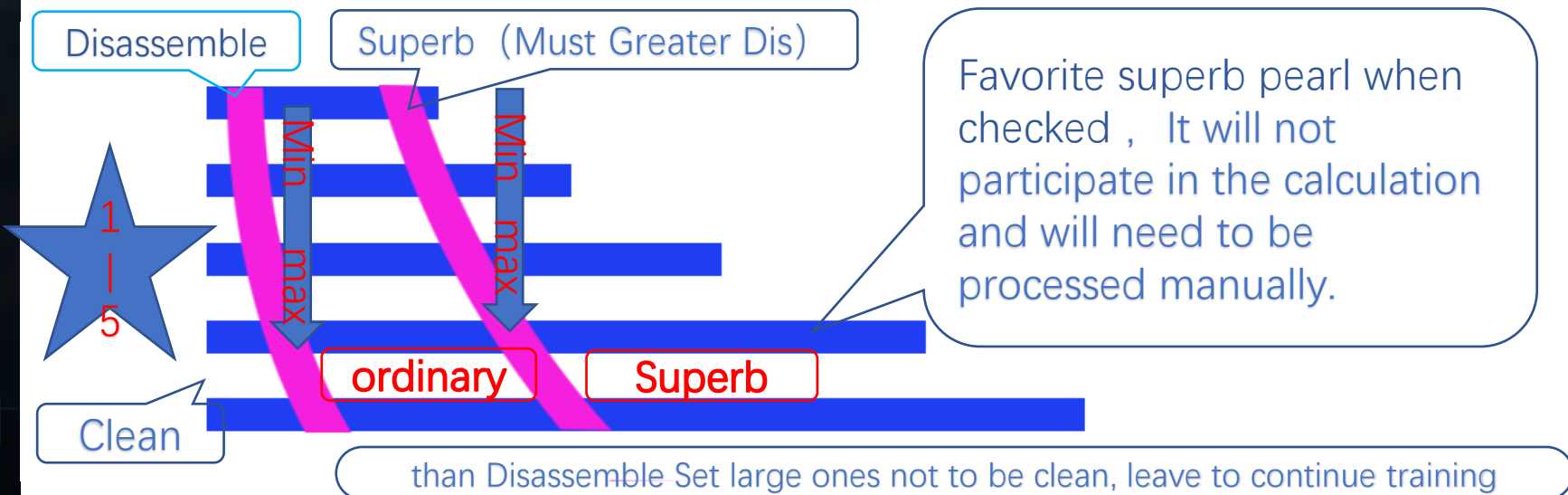
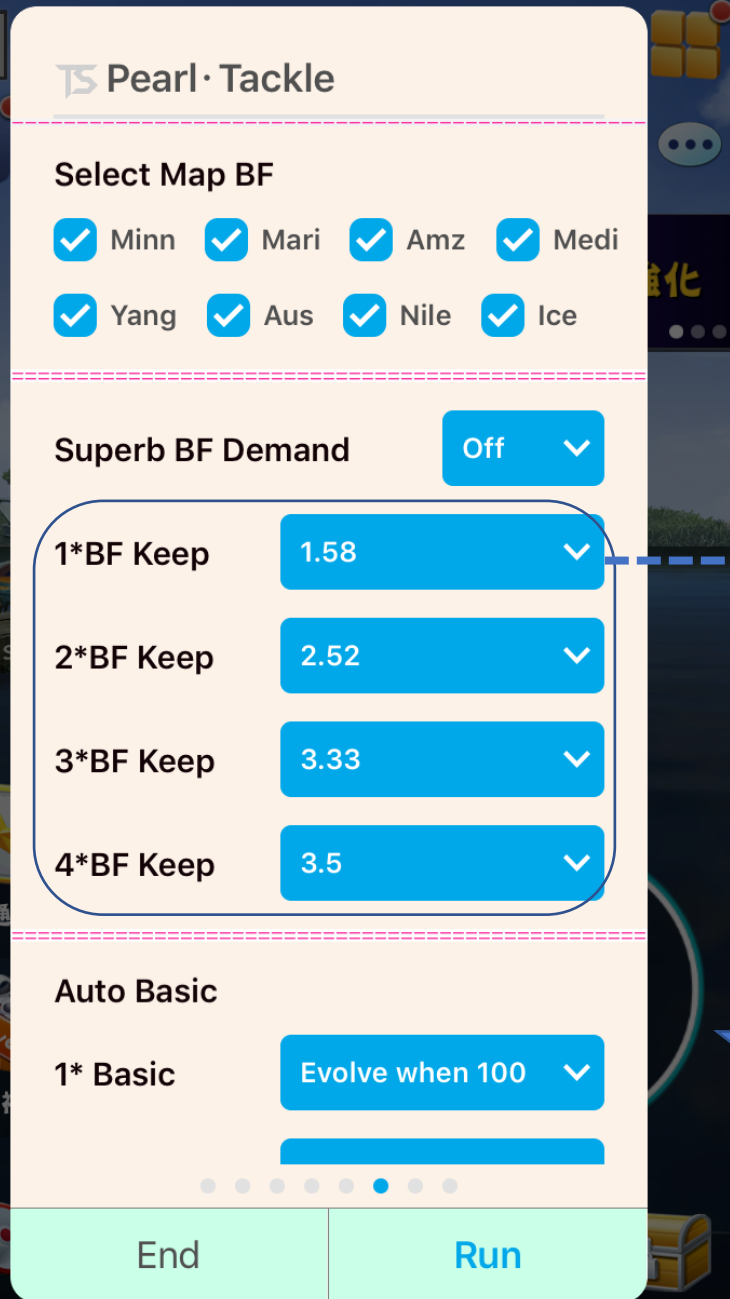
5\*Keep  Favorite Superb Pearl

End Run



# Superb Pearls Settings

- Select Map BF: Big Fish + Big fish in the largest region
- Superb BF Demand: Set the number of stars from which the script starts to enable Superb pearl
- Number of stars Superb BF setting: When the large fish value of the pearl corresponding to the star is greater than or equal to the set value, the script counts or Favorite ( Favorite superb pearl when checked).



# Evolve Pearl Settings

Following the method of Superb BF Demand, the beads left behind are divided into two parts, ordinary and Superb pearls.

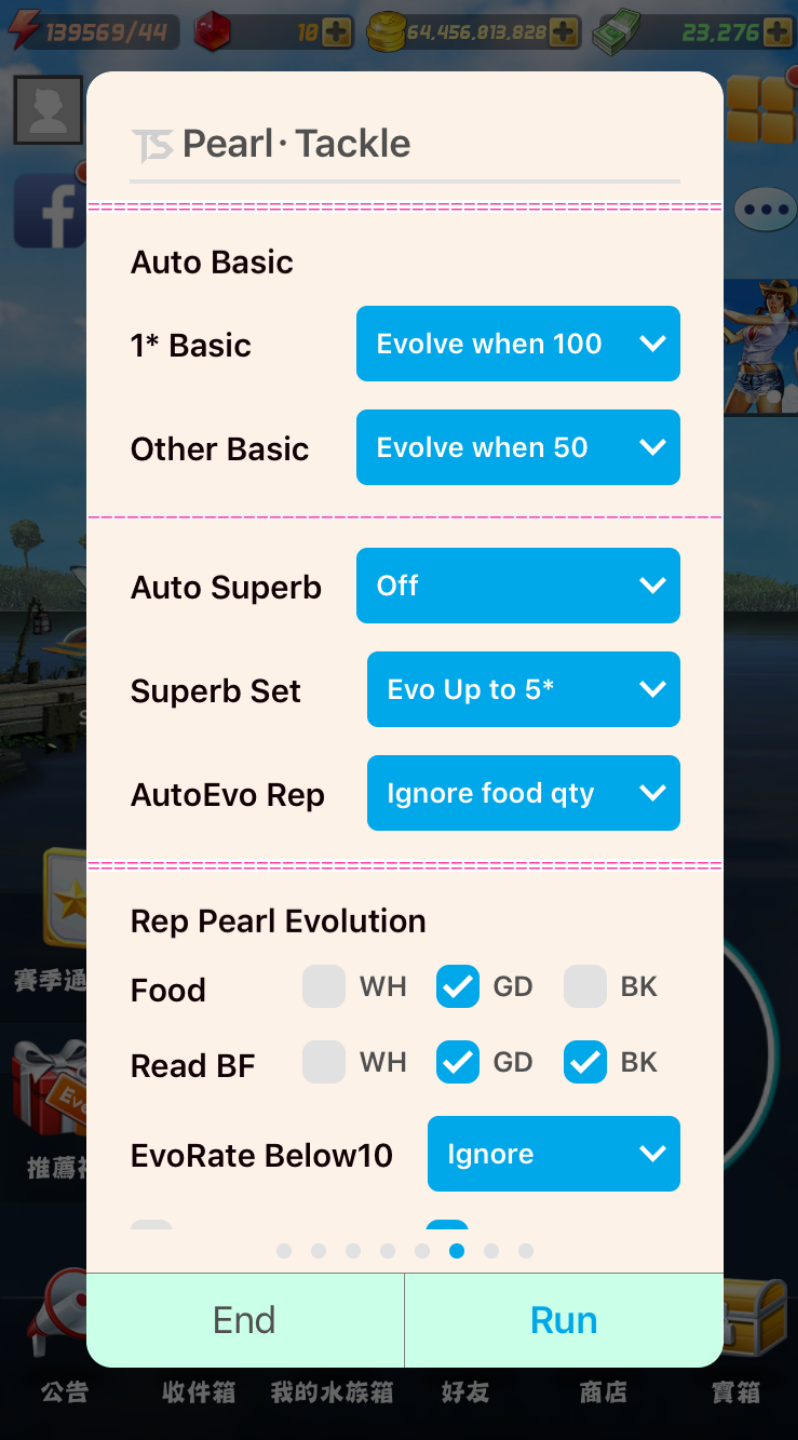
## Auto Basic

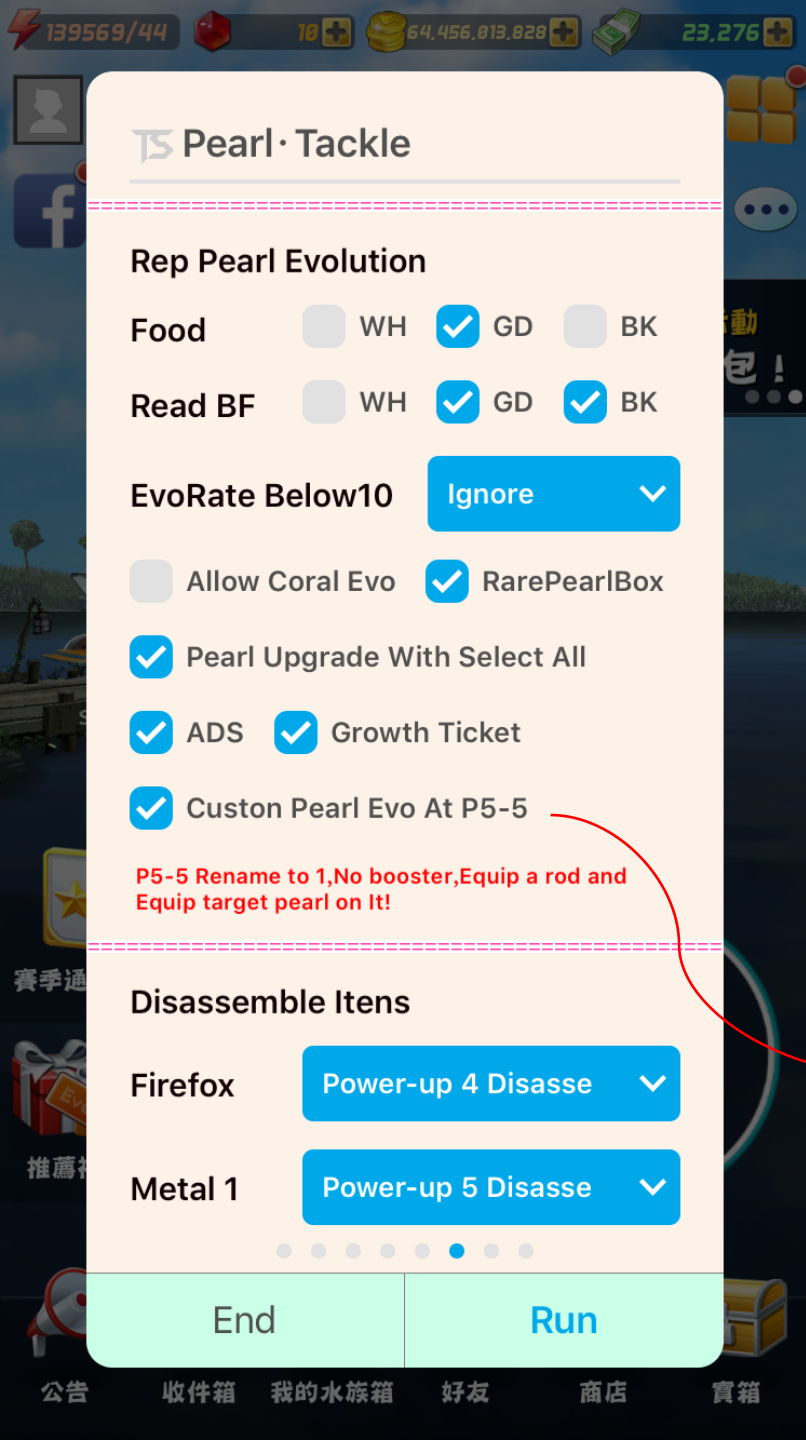
- 1 Star Basic, When the number of experienced one-star pearls exceeds the set value, the bot performs Evolve
- Other Star Basic, When the total value of an experienced 2-4 star pearl exceeds the set value, the bot performs Evolve. (2-4 stars of ordinary Big pearls total)

• Auto Superb: The script raises pearls when the Superb pearl total exceeds the set amount. (1-4 stars of Superb pearls sum)

• Superb Set: Evolve plus one star or Evolve to five stars.

**Tip: Evolve Superb pearls will be remembered once they are turned on. Can't interrupt halfway. If you need to interrupt, you must modify this setting and delete the SB folder in TS File Management**





# Rep Pearl Evolution

- Food & Read BF: The material is set using pearls,
- EvoRate Below10: When the setting is not 10%, whether to Evorate。
- Allow Coral Evo & RarePearlBox Settings.
- Pearl Upgrade With Select All: Quick EvoRate (recommended)
- ADS: EvoRate failure to see ads.
- Growth Ticket: Only Quick EvoRate.
- The EvoRate pearl is loaded into the Rod equipped with the P5-5.
  - P5-5 equip Must be renamed to: 1
  - Fishing rods must be set.
  - EvoRate pearl must set.
  - Do not set Boosters.



Tip: Custom Pearl Evo At P5-5, Pearl does not need to set Rep

# Disassemble Items

- Enhancement decomposition according to the corresponding equipment settings.
- Whether to use rapid decomposition equipment (recommended check).
- Whether to decompose when there is a mobile suit, effective when the active suit setting takes effect and the rapid decomposition takes effect.

Pearl · Tackle

Disassemble Items

Firefox	Power-up 4 Disasse
Metal 1	Power-up 5 Disasse
Metal 2	Power-up 5 Disasse
Metal 3	Power-up 4 Disasse
Blast	Ignore
Event*	Disassemble
Fast Dis	Ignore

Fast Dis  Event\* Fast Dis

Pearl Fast Disassemble

End Run



# Express BF Pearl&Exp Training

- Pearl Fast Dis: Available for Rep Pearl Evolution and Express BF Pearl. When the script uses these settings, the default pearl break setting is replaced by this setting. (Lifting speed)
- Express BF Pearl&Exp Training :
  - Express BF Pearl And can be with King of Fish, Hidden fishing, Guild Battle fishing settings run interchangeably. (Not recommended Guild Battle fishing) .
  - If Pearl Exp Greater than 0 stars and EXP+Fishing Off , Evolve pearls And can be with King of Fish, Hidden fishing, Guild Battle fishing settings run interchangeably. (Not recommended Guild Battle fishing) .

tip:

- Use pearl exp, TotalBattle may not participate.
- Evolve pearls , Bot Mode should be set to fishing mode,

Pearl · Tackle

Metal 3 Power-up 4 Disasse

Blast Ignore

Event\* Disassemble

Fast Dis Ignore

Fast Dis  Event\* Fast Dis

Pearl Fast Disassemble

1\*BF G&W 1.75

1\*BF Black 0.9

Express BF Pearl & EXP-Training

Auto Hidden  Auto Kof

No Guild

End Run



# Rift Dungeon

- Rift Stage: Select a rank and use the current rank if it is not reached.
- Daily Try: Set the initial time to participate, and if you fail, you will try again after three hours, Takes effect when the primary and secondary maps are present
- Aotu Match: Dailies must be selected.
- Equip P5-3: Must be selected.  
(Prevent the lure from being wrong)
- Add Reward、Buy Ticket、Receive Reward。Optional settings
- Ads optimise: After the allowed time, you must watch the Accessory advertisement before participating.
- Allow Free Team: When the number of people cannot gather the whole team, it will start directly freely, waiting 150 seconds by default and then opening.

1vs1 · Hidden · Rift

Gear: Bigfish P1-1

Line: Special L 2

Snap: Fish All

---

Rift Dungeon

Rift Stage: Stage 3

Daily Try: Start 07 H

Auto Match  Equip P5-3

Add Reward  Coral Buy Ticket

Receive Reward  Ads Optimise

Allow Free Team

End Run

